



Public report

2016-17

Submitted by

Legal Name:
Newcastle Permanent Building Society Limited



Organisation and contact details

Submitting organisation details	Legal name	Newcastle Permanent Building Society Limited
	ABN	96087651992
	ANZSIC	K Financial and Insurance Services 6222 Building Society Operation
	Business/trading name/s	
	ASX code (if applicable)	
	Postal address	PO Box 5001 HUNTER REGION MC NSW 2310 AUSTRALIA
	Organisation phone number	131 987
Reporting structure	Ultimate parent	Newcastle Permanent Building Society Limited
	Number of employees covered by this report	969

All organisations covered by this report

Legal name	Business/trading name/s
Newcastle Permanent Building Society Limited	
Newcastle Permanent Friendly Society Ltd	

Workplace profile

Manager

Manager occupational categories	Reporting level to CEO	Employment status	No. of employees		
			F	M	Total employees
CEO/Head of Business in Australia	0	Full-time permanent	0	1	1
		Full-time contract	0	0	0
		Part-time permanent	0	0	0
		Part-time contract	0	0	0
Key management personnel	-1	Casual	0	0	0
		Full-time permanent	1	6	7
		Full-time contract	0	0	0
		Part-time permanent	0	0	0
Other executives/General managers	-2	Part-time contract	0	0	0
		Casual	0	0	0
		Full-time permanent	13	22	35
		Full-time contract	0	0	0
Senior Managers	-3	Part-time permanent	1	0	1
		Part-time contract	0	0	0
		Casual	0	0	0
		Full-time permanent	15	23	38
Other managers	-4	Full-time contract	0	0	0
		Part-time permanent	1	1	2
		Part-time contract	0	0	0
		Casual	0	0	0
Grand total: all managers		Full-time permanent	63	22	85
		Full-time contract	0	0	0
		Part-time permanent	4	0	4
		Part-time contract	0	0	0
			98	75	173

Workplace profile

Non-manager

Non-manager occupational categories	Employment status	No. of employees (excluding graduates and apprentices)		No. of graduates (if applicable)		No. of apprentices (if applicable)		Total employees
		F	M	F	M	F	M	
Professionals	Full-time permanent	73	77	0	0	0	0	150
	Full-time contract	4	8	0	0	0	0	12
	Part-time permanent	27	3	0	0	0	0	30
	Part-time contract	1	0	0	0	0	0	1
Technicians and trade	Casual	0	0	0	0	0	0	0
	Full-time permanent	0	0	0	0	0	0	0
	Full-time contract	0	0	0	0	0	0	0
	Part-time permanent	0	0	0	0	0	0	0
Community and personal service	Part-time contract	0	0	0	0	0	0	0
	Casual	0	0	0	0	0	0	0
	Full-time permanent	0	0	0	0	0	0	0
	Full-time contract	0	0	0	0	0	0	0
Clerical and administrative	Part-time permanent	0	0	0	0	0	0	0
	Part-time contract	0	0	0	0	0	0	0
	Casual	0	0	0	0	0	0	0
	Full-time permanent	55	13	0	0	0	0	68
Sales	Full-time contract	0	0	0	0	0	0	0
	Part-time permanent	34	0	0	0	0	0	34
	Part-time contract	0	0	0	0	0	0	0
	Casual	2	0	0	0	0	0	2
Machinery operators and drivers	Full-time permanent	241	65	0	0	0	0	306
	Full-time contract	0	0	0	0	0	0	0
	Part-time permanent	177	5	0	0	0	0	182
	Part-time contract	2	1	0	0	0	0	3
Total employees	Casual	8	0	0	0	0	0	8
	Full-time permanent	0	0	0	0	0	0	0
	Full-time contract	0	0	0	0	0	0	0
	Part-time permanent	0	0	0	0	0	0	0
Total employees	Part-time contract	0	0	0	0	0	0	0
	Part-time permanent	0	0	0	0	0	0	0
	Part-time contract	0	0	0	0	0	0	0
	Casual	0	0	0	0	0	0	0

Non-manager occupational categories	Employment status	No. of employees (excluding graduates and apprentices)		No. of graduates (if applicable)		No. of apprentices (if applicable)		Total employees
		F	M	F	M	F	M	
Labourers	Full-time permanent	0	0	0	0	0	0	0
	Full-time contract	0	0	0	0	0	0	0
	Part-time permanent	0	0	0	0	0	0	0
	Part-time contract	0	0	0	0	0	0	0
Others	Casual	0	0	0	0	0	0	0
	Full-time permanent	0	0	0	0	0	0	0
	Full-time contract	0	0	0	0	0	0	0
	Part-time permanent	0	0	0	0	0	0	0
	Part-time contract	0	0	0	0	0	0	0
	Casual	0	0	0	0	0	0	0
Grand total, all non-managers		624	172	0	0	0	0	796

Reporting questionnaire

Gender equality indicator 1: Gender composition of workforce

This indicator seeks information about the gender composition of relevant employers in a standardised format, to enable the aggregation of data across and within industries. The aggregated data in your workplace profile assists relevant employers in understanding the characteristics of their workforce, including in relation to occupational segregation, the position of women and men in management within their industry or sector, and patterns of potentially insecure employment.

NB. IMPORTANT:

- References to the Act means the Workplace Gender Equality Act 2012.
- A formal 'policy' and/or 'formal strategy' in this questionnaire refers to formal policies and/or strategies that are either standalone or contained within another formal policy/formal strategy.
- Data provided in this reporting questionnaire covers the TOTAL reporting period from 1 April 2016 to 31 March 2017. (This differs from the workplace profile data which is taken at a point-in-time during the reporting period).
- Answers need to reflect ALL organisations covered in this report.
- If you select "NO, Insufficient resources/expertise" to any option, this may cover human or financial resources.

1. Do you have formal policies and/or formal strategies in place that SPECIFICALLY SUPPORT GENDER EQUALITY relating to the following?

1.1 Recruitment

- Yes (select all applicable answers)
- Policy
 - Strategy
- No (you may specify why no formal policy or formal strategy is in place)
- Currently under development, please enter date this is due to be completed
 - Insufficient resources/expertise
 - Not a priority

1.2 Retention

- Yes (select all applicable answers)
- Policy
 - Strategy
- No (you may specify why no formal policy or formal strategy is in place)
- Currently under development, please enter date this is due to be completed
 - Insufficient resources/expertise
 - Not a priority

1.3 Performance management processes

- Yes (select all applicable answers)
- Policy
 - Strategy
- No (you may specify why no formal policy or formal strategy is in place)
- Currently under development, please enter date this is due to be completed
 - Insufficient resources/expertise
 - Not a priority

1.4 Promotions

- Yes (select all applicable answers)
- Policy
 - Strategy
- No (you may specify why no formal policy or formal strategy is in place)
- Currently under development, please enter date this is due to be completed
 - Insufficient resources/expertise
 - Not a priority

1.5 Talent identification/identification of high potentials

- Yes (select all applicable answers)
- Policy
 - Strategy
- No (you may specify why no formal policy or formal strategy is in place)
- Currently under development, please enter date this is due to be completed
 - Insufficient resources/expertise
 - Not a priority

1.6 Succession planning

- Yes (select all applicable answers)
- Policy
 - Strategy
- No (you may specify why no formal policy or formal strategy is in place)
- Currently under development, please enter date this is due to be completed
 - Insufficient resources/expertise
 - Not a priority

1.7 Training and development

- Yes (select all applicable answers)
- Policy
 - Strategy
- No (you may specify why no formal policy or formal strategy is in place)
- Currently under development, please enter date this is due to be completed
 - Insufficient resources/expertise
 - Not a priority

1.8 Key performance indicators for managers relating to gender equality

- Yes (select all applicable answers)
- Policy
 - Strategy
- No (you may specify why no formal policy or formal strategy is in place)
- Currently under development, please enter date this is due to be completed
July 2018
 - Insufficient resources/expertise
 - Not a priority

1.9 Gender equality overall

- Yes (select all applicable answers)
- Policy
 - Strategy
- No (you may specify why no formal policy or formal strategy is in place)
- Currently under development, please enter date this is due to be completed
 - Insufficient resources/expertise
 - Not a priority

- 1.10 How many new appointments were made to manager and non-manager roles during the reporting period (based on WGEA-defined managers/non-managers)? IMPORTANT: this should incorporate appointments from both external and internal sources (including all promotions).**

	Female	Male
Number of appointments made to MANAGER roles (including promotions)	23	12
Number of appointments made to NON-MANAGER roles (including promotions)	160	60

- 1.11 How many employees were promoted during the reporting period against each category below? IMPORTANT: Because promotions are included in the number of appointments in Q1.10, the number of promotions should never exceed appointments.**

	Managers		Non-managers	
	Female	Male	Female	Male
Permanent/ongoing full-time employees	10	5	19	6
Permanent/ongoing part-time employees	1	0	2	0
Fixed-term contract full-time employees	0	0	0	0
Fixed-term contract part-time employees	0	0	0	0
Casual employees	0	0	0	0

- 1.12 How many employees resigned during the reporting period against each category below?**

	Managers		Non-managers	
	Female	Male	Female	Male
Permanent/ongoing full-time employees	5	5	42	17
Permanent/ongoing part-time employees	1	0	24	0
Fixed-term contract full-time employees	0	0	0	0
Fixed-term contract part-time employees	0	0	0	0
Casual employees	0	0	4	0

- 1.13 If your organisation would like to provide additional information relating to gender equality indicator 1, please do so below.**

Gender equality indicator 2: Gender composition of governing bodies

Gender composition of governing bodies is an indicator of gender equality at the highest level of organisational leadership and decision-making. This gender equality indicator seeks information on the representation of women and men on governing bodies. The term "governing body" in relation to a relevant employer is broad and depends on the nature of your organisation. It can mean the board of directors, trustees, committee of management, council or other governing authority of the employer.

- 2. The organisation(s) you are reporting on will have a governing body. In the Act, governing body is defined as "the board of directors, trustees, committee of management, council or other governing authority of the employer". This question relates to the highest governing body for your Australian entity, even if it is located overseas.**

- 2.1 Please answer the following questions relating to each governing body covered in this report.**

Note: If this report covers more than one organisation, the questions below will be repeated for each organisation before proceeding to question 2.2.

If your organisation's governing body is the same as your parent entity's, you will need to add your organisation's name BUT the numerical details of your parent entity's governing body.

2.1a.1 Organisation name?

Newcastle Permanent Building Society Ltd

2.1b.1 How many Chairs on this governing body?

	Female	Male
Number	0	1

2.1c.1 How many other members are on this governing body (excluding the Chair/s)?

	Female	Male
Number	2	4

2.1d.1 Has a target been set to increase the representation of women on this governing body?

- Yes
- No (you may specify why a target has not been set)
 - Governing body/board has gender balance (e.g. 40% women/40% men/20% either)
 - Currently under development, please enter date this is due to be completed
 - Insufficient resources/expertise
 - Do not have control over governing body/board appointments (provide details why):
 - Not a priority
 - Other (provide details):

2.1e.1 What is the percentage (%) target?

30

2.1f.1 What year is the target to be reached?

2019

2.1g.1 Are you reporting on any other organisations in this report?

- Yes
- No

2.2 Do you have a formal selection policy and/or formal selection strategy for governing body members for ALL organisations covered in this report?

- Yes (select all applicable answers)
 - Policy
 - Strategy
- No (you may specify why no formal selection policy or formal selection strategy is in place)
 - In place for some governing bodies
 - Currently under development, please enter date this is due to be completed
 - Insufficient resources/expertise
 - Do not have control over governing body appointments (provide details why)
 - Not a priority
 - Other (provide details):

2.3 Does your organisation operate as a partnership structure (i.e. select NO if your organisation is an “incorporated” entity - Pty Ltd, Ltd or Inc; or an “unincorporated” entity)?

- Yes
 No

2.5 If your organisation would like to provide additional information relating to gender equality indicator 2, please do so below.

Gender equality indicator 3: Equal remuneration between women and men

Equal remuneration between women and men is a key component of improving women’s economic security and progressing gender equality.

3. Do you have a formal policy and/or formal strategy on remuneration generally?

- Yes (select all applicable answers)
 Policy
 Strategy
 No (you may specify why no formal policy or formal strategy is in place)
 Currently under development, please enter date this is due to be completed
 Insufficient resources/expertise
 Salaries set by awards/industrial or workplace agreements
 Non-award employees paid market rate
 Not a priority
 Other (provide details):

3.1 Are specific gender pay equity objectives included in your formal policy and/or formal strategy?

- Yes (provide details in question 3.2 below)
 No (you may specify why pay equity objectives are not included in your formal policy or formal strategy)
 Currently under development, please enter date this is due to be completed
 Salaries set by awards/industrial or workplace agreements
 Insufficient resources/expertise
 Non-award employees paid market rate
 Not a priority
 Other (provide details):

4. Have you analysed your payroll to determine if there are any remuneration gaps between women and men (i.e. conducted a gender pay gap analysis)?

- Yes - the most recent gender remuneration gap analysis was undertaken:
 Within last 12 months
 Within last 1-2 years
 More than 2 years ago but less than 4 years ago
 Other (provide details):
 No (you may specify why you have not analysed your payroll for gender remuneration gaps)
 Currently under development, please enter date this is due to be completed
 30th June 2017
 Insufficient resources/expertise
 Salaries for ALL employees (including managers) are set by awards or industrial agreements AND there is no room for discretion in pay changes (for example because pay increases occur only when there is a change in tenure or qualifications)
 Salaries for SOME or ALL employees (including managers) are set by awards or industrial agreements and there IS room for discretion in pay changes (because pay increases can occur with some discretion such as performance assessments)

- Non-award employees paid market rate
- Not a priority
- Other (provide details):

4.2 If your organisation would like to provide additional information relating to gender equality indicator 3, please do so below:

Gender equality indicator 4: Flexible working and support for employees with family and caring responsibilities

This indicator will enable the collection and use of information from relevant employers about the availability and utility of employment terms, conditions and practices relating to flexible working arrangements for employees and to working arrangements supporting employees with family or caring responsibilities. One aim of this indicator is to improve the capacity of women and men to combine paid work and family or caring responsibilities through such arrangements. The achievement of this goal is fundamental to gender equality and to maximising Australia's skilled workforce.

5. A "PRIMARY CARER" is the member of a couple or a single carer, REGARDLESS OF GENDER, identified as having greater responsibility for the day-to-day care of a child.

Do you provide EMPLOYER FUNDED paid parental leave for PRIMARY CARERS that is available for women AND men, in addition to any government funded parental leave scheme for primary carers?

- Yes. (Please indicate how employer funded paid parental leave is provided to the primary carer):
 - By paying the gap between the employee's salary and the government's paid parental leave scheme
 - By paying the employee's full salary (in addition to the government's paid scheme), regardless of the period of time over which it is paid. For example, full pay for 12 weeks or half pay for 24 weeks
 - As a lump sum payment (paid pre- or post- parental leave, or a combination)
- No, we offer paid parental leave for primary carers that is available to women ONLY (e.g. maternity leave). (Please indicate how employer funded paid parental leave is provided to women ONLY):
 - By paying the gap between the employee's salary and the government's paid parental leave scheme
 - By paying the employee's full salary (in addition to the government's paid scheme), regardless of the period of time over which it is paid. For example, full pay for 12 weeks or half pay for 24 weeks
 - As a lump sum payment (paid pre- or post- parental leave, or a combination)
- No, we offer paid parental leave for primary carers that is available to men ONLY. (Please indicate how employer funded paid parental leave is provided to men ONLY):
 - By paying the gap between the employee's salary and the government's paid parental leave scheme
 - By paying the employee's full salary (in addition to the government's paid scheme), regardless of the period of time over which it is paid. For example, full pay for 12 weeks or half pay for 24 weeks
 - As a lump sum payment (paid pre- or post- parental leave, or a combination)
- No, not available (you may specify why this leave is not provided)
 - Currently under development, please enter date this is due to be completed
 - Insufficient resources/expertise
 - Government scheme is sufficient
 - Not a priority
 - Other (provide details):

5.1 How many weeks of EMPLOYER FUNDED paid parental leave for primary carers is provided? If different amounts of leave are provided (e.g. based on length of service) enter the MINIMUM number of weeks provided:

14

5a. If your organisation would like to provide additional information on your paid parental leave for primary carers e.g. eligibility period, where applicable the maximum number of weeks provided, and other arrangements you may have in place, please do so below.

5.2 What proportion of your total workforce has access to employer funded paid parental leave for PRIMARY CARERS?

- In your calculation, you **MUST INCLUDE CASUALS** when working out the proportion.

- <10%
- 10-20%
- 21-30%
- 31-40%
- 41-50%
- 51-60%
- 61-70%
- 71-80%
- 81-90%
- 91-99%
- 100%

6. A "SECONDARY CARER" is a member of a couple or a single carer, REGARDLESS OF GENDER, who is not the primary carer.

Do you provide EMPLOYER FUNDED paid parental leave for SECONDARY CARERS that is available for men and women, in addition to any government funded parental leave scheme for secondary carers?

- Yes
- No, we offer paid parental leave for SECONDARY CARERS that is available to men ONLY (e.g. paternity leave)
- No, we offer paid parental leave for SECONDARY CARERS that is available to women ONLY
- No (you may specify why employer funded paid parental leave for secondary carers is not paid)
 - Currently under development, please enter date this is due to be completed
 - Insufficient resources/expertise
 - Government scheme is sufficient
 - Not a priority
 - Other (provide details):

6.1 How many days of EMPLOYER FUNDED parental leave is provided for SECONDARY CARERS? If different amounts of leave are provided (e.g. based on length of service) enter the MINIMUM number of days provided:

5

6a. If your organisation would like to provide additional information on your paid parental leave for SECONDARY CARERS e.g. eligibility period, other arrangements you may have in place etc, please do so below.

6.2 What proportion of your total workforce has access to employer funded paid parental leave for SECONDARY CARERS?

- In your calculation, you **MUST INCLUDE CASUALS** when working out the proportion.

- <10%
- 10-20%
- 21-30%
- 31-40%
- 41-50%
- 51-60%
- 61-70%
- 71-80%
- 81-90%
- 91-99%
- 100%

7. How many MANAGERS have taken parental leave during the reporting period (paid and/or unpaid)? Include employees still on parental leave, regardless of when it commenced.

	Primary carer's leave		Secondary carer's leave	
	Female	Male	Female	Male
Managers	6	1	0	1

7.1 How many **NON-MANAGERS** have taken parental leave during the reporting period (paid and/or unpaid)? Include employees still on parental leave, regardless of when it commenced.

	Primary carer's leave		Secondary carer's leave	
	Female	Male	Female	Male
Non-managers	38	7	0	5

8. How many **MANAGERS**, during the reporting period, ceased employment before returning to work from parental leave, regardless of when the leave commenced?

- Include those where parental leave was taken continuously with any other leave type. For example, where annual leave or any other paid or unpaid leave is also taken at that time.
- 'Ceased employment' means anyone who has exited the organisation for whatever reason, including resignations, redundancies and dismissals.

	Females	Males
Managers	0	0

8.1 How many **NON-MANAGERS**, during the reporting period, ceased employment before returning to work from parental leave, regardless of when the leave commenced?

- Include those where parental leave was taken continuously with any other leave type. For example, where annual leave or any other paid or unpaid leave is also taken at that time.
- 'Ceased employment' means anyone who has exited the organisation for whatever reason, including resignations, redundancies and dismissals.

	Female	Male
Non-managers	3	0

9. Do you have a formal policy and/or formal strategy on flexible working arrangements?

- Yes (select all applicable answers)
- Policy
 - Strategy
- No (you may specify why no formal policy or formal strategy is in place)
- Currently under development, please enter date this is due to be completed
 - Insufficient resources/expertise
 - Don't offer flexible arrangements
 - Not a priority
 - Other (provide details):

10. Do you have a formal policy and/or formal strategy to support employees with family or caring responsibilities?

- Yes (select all applicable answers)
- Policy
 - Strategy
- No (you may specify why no formal policy or formal strategy is in place)
- Currently under development, please enter date this is due to be completed
 - Insufficient resources/expertise
 - Included in award/industrial or workplace agreement
 - Not a priority
 - Other (provide details):

11. Do you offer any other support mechanisms, other than leave, for employees with family or caring responsibilities (eg, employer-subsidised childcare, breastfeeding facilities)?

- Yes
- No (you may specify why non-leave based measures are not in place)
 - Currently under development, please enter date this is due to be completed
 - Insufficient resources/expertise
 - Not a priority
 - Other (provide details):

11.1 Please select what support mechanisms are in place and if they are available at all worksites.

- **Where only one worksite exists, for example a head-office, select "Available at all worksites".**

- Employer subsidised childcare
 - Available at some worksites only
 - Available at all worksites
- On-site childcare
 - Available at some worksites only
 - Available at all worksites
- Breastfeeding facilities
 - Available at some worksites only
 - Available at all worksites
- Childcare referral services
 - Available at some worksites only
 - Available at all worksites
- Internal support networks for parents
 - Available at some worksites only
 - Available at all worksites
- Return to work bonus (only select this option if the return to work bonus is NOT the balance of paid parental leave when an employee returns from leave)
 - Available at some worksites only
 - Available at all worksites
- Information packs to support new parents and/or those with elder care responsibilities
 - Available at some worksites only
 - Available at all worksites
- Referral services to support employees with family and/or caring responsibilities
 - Available at some worksites only
 - Available at all worksites
- Targeted communication mechanisms, for example intranet/ forums
 - Available at some worksites only
 - Available at all worksites
- Support in securing school holiday care
 - Available at some worksites only
 - Available at all worksites
- Coaching for employees on returning to work from parental leave
 - Available at some worksites only
 - Available at all worksites
- Parenting workshops targeting mothers
 - Available at some worksites only
 - Available at all worksites
- Parenting workshops targeting fathers
 - Available at some worksites only
 - Available at all worksites
- None of the above, please complete question 11.2 below

12. Do you have a formal policy and/or formal strategy to support employees who are experiencing family or domestic violence?

- Yes (select all applicable answers)
 - Policy
 - Strategy
- No (you may specify why no formal policy or formal strategy is in place)
 - Currently under development, please enter date this is due to be completed
 - Insufficient resources/expertise

- Included in award/industrial or workplace agreements
- Not aware of the need
- Not a priority
- Other (please provide details):

13. **Other than a formal policy and/or formal strategy, do you have any support mechanisms in place to support employees who are experiencing family or domestic violence?**

- Yes (select all applicable answers)
 - Employee assistance program (including access to a psychologist, chaplain or counsellor)
 - Training of key personnel
 - A domestic violence clause is in an enterprise agreement or workplace agreement
 - Workplace safety planning
 - Access to paid domestic violence leave (contained in an enterprise/workplace agreement)
 - Access to unpaid domestic violence leave (contained in an enterprise/workplace agreement)
 - Access to paid domestic violence leave (not contained in an enterprise/workplace agreement)
 - Access to unpaid leave
 - Confidentiality of matters disclosed
 - Referral of employees to appropriate domestic violence support services for expert advice
 - Protection from any adverse action or discrimination based on the disclosure of domestic violence
 - Flexible working arrangements
 - Provision of financial support (e.g. advance bonus payment or advanced pay)
 - Offer change of office location
 - Emergency accommodation assistance
 - Access to medical services (e.g. doctor or nurse)
 - Other (provide details):
- No (you may specify why no other support mechanisms are in place)
 - Currently under development, please enter date this is due to be completed
 - Insufficient resources/expertise
 - Not aware of the need
 - Not a priority
 - Other (provide details):

14. **Where any of the following options are available in your workplace, are those option/s available to both women AND men?**

- flexible hours of work
- compressed working weeks
- time-in-lieu
- telecommuting
- part-time work
- job sharing
- carer's leave
- purchased leave
- unpaid leave.

Options may be offered both formally and/or informally.

For example, if time-in-lieu is available to women formally but to men informally, you would select NO.

- Yes, the option/s in place are available to both women and men.
- No, some/all options are not available to both women AND men.

14.1 **Which options from the list below are available? Please tick the related checkboxes.**

- Unticked checkboxes mean this option is NOT available to your employees.

	Managers		Non-managers	
	Formal	Informal	Formal	Informal
Flexible hours of work	<input checked="" type="checkbox"/>	<input checked="" type="checkbox"/>	<input checked="" type="checkbox"/>	<input checked="" type="checkbox"/>
Compressed working weeks	<input checked="" type="checkbox"/>	<input checked="" type="checkbox"/>	<input checked="" type="checkbox"/>	<input checked="" type="checkbox"/>
Time-in-lieu	<input checked="" type="checkbox"/>	<input checked="" type="checkbox"/>	<input checked="" type="checkbox"/>	<input checked="" type="checkbox"/>
Telecommuting	<input checked="" type="checkbox"/>	<input checked="" type="checkbox"/>	<input checked="" type="checkbox"/>	<input checked="" type="checkbox"/>
Part-time work	<input checked="" type="checkbox"/>	<input checked="" type="checkbox"/>	<input checked="" type="checkbox"/>	<input checked="" type="checkbox"/>
Job sharing	<input checked="" type="checkbox"/>	<input checked="" type="checkbox"/>	<input checked="" type="checkbox"/>	<input checked="" type="checkbox"/>
Carer's leave	<input checked="" type="checkbox"/>	<input checked="" type="checkbox"/>	<input checked="" type="checkbox"/>	<input checked="" type="checkbox"/>
Purchased leave	<input checked="" type="checkbox"/>	<input checked="" type="checkbox"/>	<input checked="" type="checkbox"/>	<input checked="" type="checkbox"/>
Unpaid leave	<input checked="" type="checkbox"/>	<input checked="" type="checkbox"/>	<input checked="" type="checkbox"/>	<input checked="" type="checkbox"/>

14.3 You may specify why any of the above options are NOT available to your employees.

- Currently under development, please enter date this is due to be completed
- Insufficient resources/expertise
- Not a priority
- Other (provide details):

14.4 If your organisation would like to provide additional information relating to gender equality indicator 4, please do so below:

Gender equality indicator 5: Consultation with employees on issues concerning gender equality in the workplace

This gender equality indicator seeks information on what consultation occurs between employers and employees on issues concerning gender equality in the workplace.

15. Have you consulted with employees on issues concerning gender equality in your workplace?

- Yes
- No (you may specify why you have not consulted with employees on gender equality)
 - Not needed (provide details why):
 - Insufficient resources/expertise
 - Not a priority
 - Other (provide details):

15.1 How did you consult with employees on issues concerning gender equality in your workplace?

- Survey
- Consultative committee or group
- Focus groups
- Exit interviews
- Performance discussions
- Other (provide details):

15.2 Who did you consult?

- All staff
- Women only
- Men only
- Human resources managers

- Management
- Employee representative group(s)
- Diversity committee or equivalent
- Women and men who have resigned while on parental leave
- Other (provide details):

15.3 If your organisation would like to provide additional information relating to gender equality indicator 5, please do so below.

Gender equality indicator 6: Sex-based harassment and discrimination

The prevention of sex-based harassment and discrimination (SBH) has been identified as important in improving workplace participation. Set by the Minister, this gender equality indicator seeks information on the existence of a SBH policy and/or strategy and whether training of managers on SBH is in place.

16. Do you have a formal policy and/or formal strategy on sex-based harassment and discrimination prevention?

- Yes (select all applicable answers)
 - Policy
 - Strategy
- No (you may specify why no formal policy or formal strategy is in place)
 - Currently under development, please enter date this is due to be completed
 - Insufficient resources/expertise
 - Included in award/industrial or workplace agreement
 - Not a priority
 - Other (provide details):

16.1 Do you include a grievance process in any sex-based harassment and discrimination prevention formal policy and/or formal strategy?

- Yes
- No (you may specify why a grievance process is not included)
 - Currently under development, please enter date this is due to be completed
 - Insufficient resources/expertise
 - Not a priority
 - Other (provide details):

17. Do you provide training for all managers on sex-based harassment and discrimination prevention?

- Yes - please indicate how often this training is provided:
 - At induction
 - At least annually
 - Every one-to-two years
 - Every three years or more
 - Varies across business units
 - Other (provide details):
- No (you may specify why this training is not provided)
 - Currently under development, please enter date this is due to be completed
 - Insufficient resources/expertise
 - Not a priority
 - Other (provide details):

17.1 If your organisation would like to provide additional information relating to gender equality indicator 6, please do so below:

Other

18. **If your organisation has introduced any outstanding initiatives that have resulted in improved gender equality in your workplace, please tell us about them.**

(As with all questions in this questionnaire, information you provide here will appear in your public report.)

Newcastle Permanent has developed a People and Culture roadmap identifying five (5) key areas. One (1) key area is our Inclusion and Diversity Strategy. This strategy aims to create a collaborative work environment where employees can comfortably contribute and are valued for their unique qualities. NPBS aims to create a culture where similarities and differences are embraced. Some key initiatives which will address gender equality in the workplace will include Unconscious Bias training and the implementation of a Women in Leadership / Networking Group.

Gender composition proportions in your workplace

Important notes:

1. Proportions are based on the data contained in your workplace profile and reporting questionnaire.
2. Some proportion calculations will not display until you press **Submit** at step 6 on the reporting page in the portal. When your CEO signs off the report prior to it being submitted, it is on the basis that the proportions will only reflect the data contained in the report.
3. If any changes are made to your report after it has been submitted, the proportions calculations will be refreshed and reflect the changes after you have pressed **Re-submit** at step 6 on the reporting page.

Based upon your workplace profile and reporting questionnaire responses:

Gender composition of workforce

1. the gender composition of your workforce overall is 74.5% females and 25.5% males.

Promotions

2. 74.4% of employees awarded promotions were women and 25.6% were men
 - i. 68.8% of all manager promotions were awarded to women
 - ii. 77.8% of all non-manager promotions were awarded to women.
3. 26.5% of your workforce was part-time and 7.0% of promotions were awarded to part-time employees.

Resignations

4. 77.6% of employees who resigned were women and 22.4% were men
 - i. 54.5% of all managers who resigned were women
 - ii. 80.5% of all non-managers who resigned were women.
5. 26.5% of your workforce was part-time and 25.5% of resignations were part-time employees.

Employees who ceased employment before returning to work from parental leave

- i. 6.8% of all women who utilised parental leave ceased employment before returning to work
- ii. 0.0% of all men who utilised parental leave ceased employment before returning to work
- iii. N/A - managers who utilised parental leave and ceased employment before returning to work were women
- iv. 100.0% of all non-managers who utilised parental leave and ceased employment before returning to work were women.

Notification and access

List of employee organisations:


United Services Union

CEO sign off confirmation

Name of CEO or equivalent:

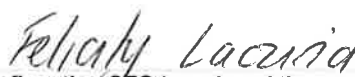

Terry Millett

CEO signature:



Confirmation CEO has signed the report:

Date:



18/5/2017